

Improving our Evaluation of Transport Protocols

Sally Floyd

Hamilton Institute

July 29, 2005

“Computer System Performance Modeling and Durable Nonsense”

- “A disconcertingly large portion of the literature on modeling the performance of complex systems, such as computer networks, satisfies Rosanoff's definition of durable nonsense.”

- "THE FIRST PRINCIPLE OF NONSENSE:
For every durable item of nonsense, there exists an irrelevant frame of reference in which the item is sensible."
- "THE SECOND PRINCIPLE OF NONSENSE:
Rigorous argument from inapplicable assumptions produces the world's most durable nonsense."
- "THE THIRD PRINCIPLE OF NONSENSE:
The roots of most nonsense are found in the fact that people are more specialized than problems"

The quote is 25 years old!

- John Spragins, "Computer System Performance Modeling and Durable Nonsense", January 1979.
- R. A. Rosanoff, "A Survey of Modern Nonsense as Applied to Matrix Computations", April 1969.

Outline of Talk:

- **Metrics** for evaluating congestion control.
- **Models** for use in simulations, experiments, and analysis.
- **Examples:**
 - HighSpeed TCP
 - Quick-Start
 - Congestion control for VoIP

Metrics for evaluating congestion control: throughput, delay, and drop rates

- **Throughput:**
 - Router-based metric: link throughput.
 - User-based metrics:
 - per-connection throughput or file transfer times.
 - Throughput after a sudden change in the app's demand (e.g., for voice and video).
 - Fast startup.
- **Delay:**
 - Router-based metric: queueing delay
 - User-based metrics: per-packet delay (average or worst-case?)
- **Drop rates.**

Throughput, delay, and drop rates:

- Tradeoffs between throughput, delay, and drop rates.
- The space of possibilities depends on:
 - the traffic mix;
 - the range of RTTs;
 - the traffic on the reverse path;
 - the queue management at routers;
 - ...

Metrics for evaluating congestion control: response times and minimizing oscillations.

- **Response to sudden congestion:**
 - from other traffic;
 - from routing or bandwidth changes.
- **Concern: slowly-responding congestion control:**
 - Tradeoffs between responsiveness, smoothness, and aggressiveness.
- **Minimizing oscillations in aggregate delay or throughput:**
 - Of particular interest to control theorists.
- **Tradeoffs** between responsiveness and minimizing oscillations.

Metrics for evaluating congestion control: fairness and convergence

- Fairness between flows using the same protocol:
 - Which fairness metric?
 - Fairness between flows with different RTTs?
 - Fairness between flows with different packet sizes?
- Fairness with TCP
- Convergence times:
 - Of particular concern with high bandwidth flows.

Robustness to failures and misbehavior:

- **Within a connection:**
 - Receivers that “lie” to senders.
 - Senders that “lie” to routers.
- **Between connections:**
 - Flows that don’t obey congestion control.
- **Ease of diagnosing failures.**

Metrics for evaluating congestion control:

robustness for specific environments

- Robustness to:
 - Corruption-based losses;
 - Variable bandwidth;
 - Packet reordering;
 - Asymmetric routing;
 - Route changes;
 - ...
- Metric: energy consumption for mobile nodes
- Metric: goodput over wireless links
- Other metrics?

Metrics for evaluating congestion control: metrics for special classes of transport

- Below best-effort traffic.
- QoS-enabled traffic

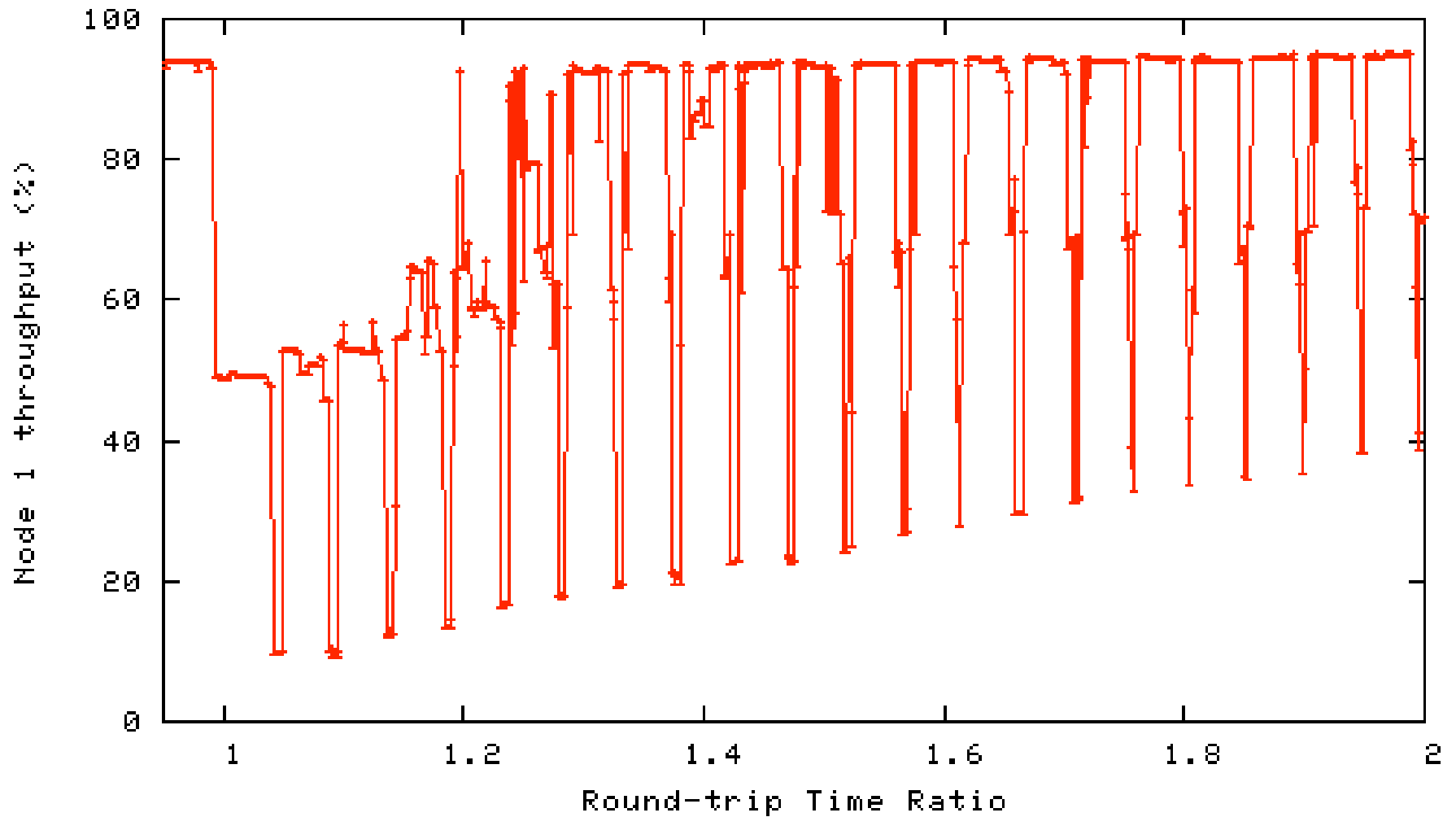
Metrics for evaluating congestion control: Deployability

- Is it deployable in the Internet?

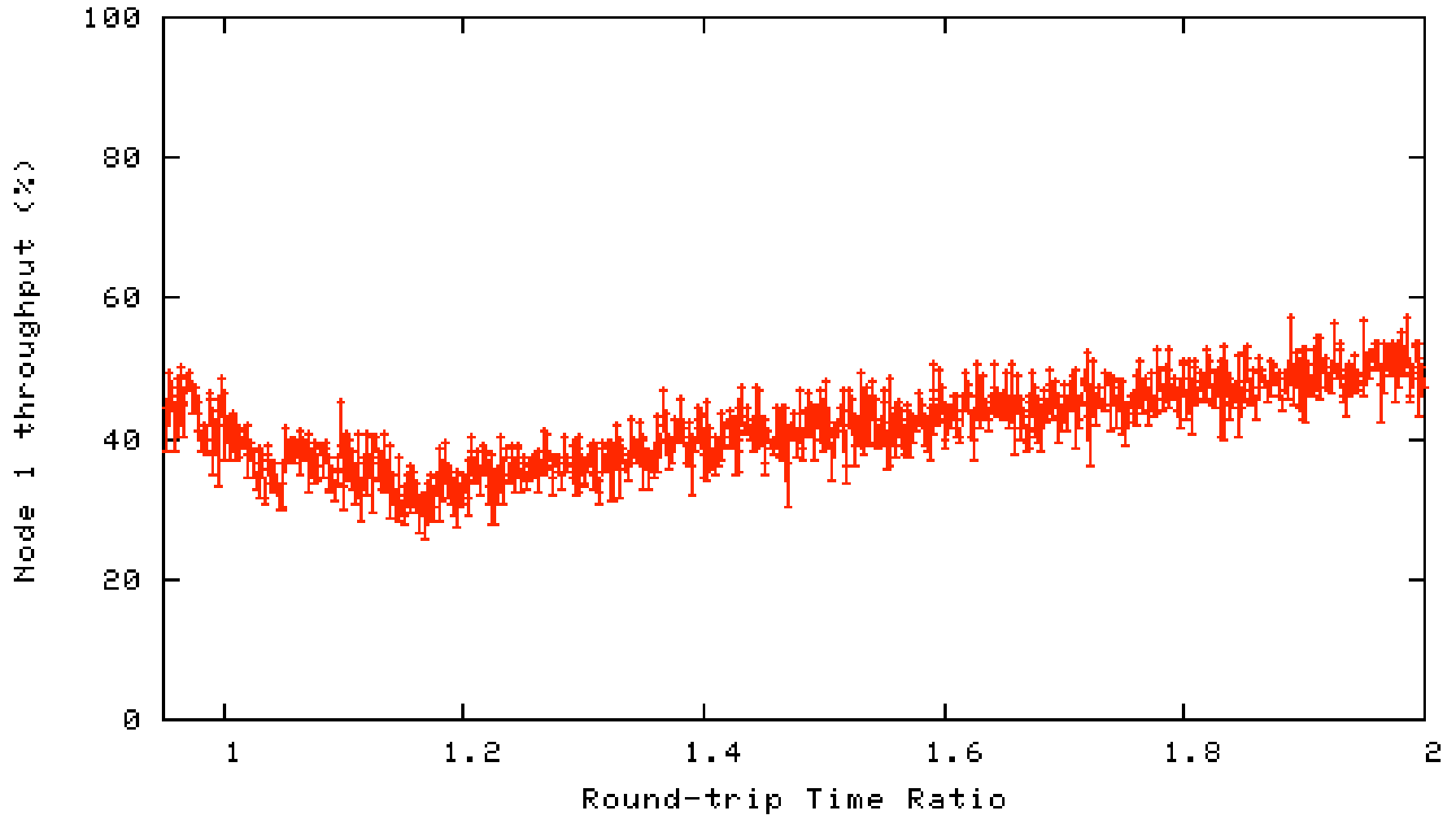
Internet research needs better models!

- What models do we use for evaluating transport protocols?
 - In simulations, experiments, and analysis.
- The simplest model sufficient, but no simpler!
 - A simple topology with one-way traffic of long-lived flows all with the same RTT?
 - A complex topology aiming for full realism of the global Internet?
 - Or something in between...

Simulation with Two Long-lived Flows:



Two Long-lived Flows, with Telnet and Reverse-path Traffic:



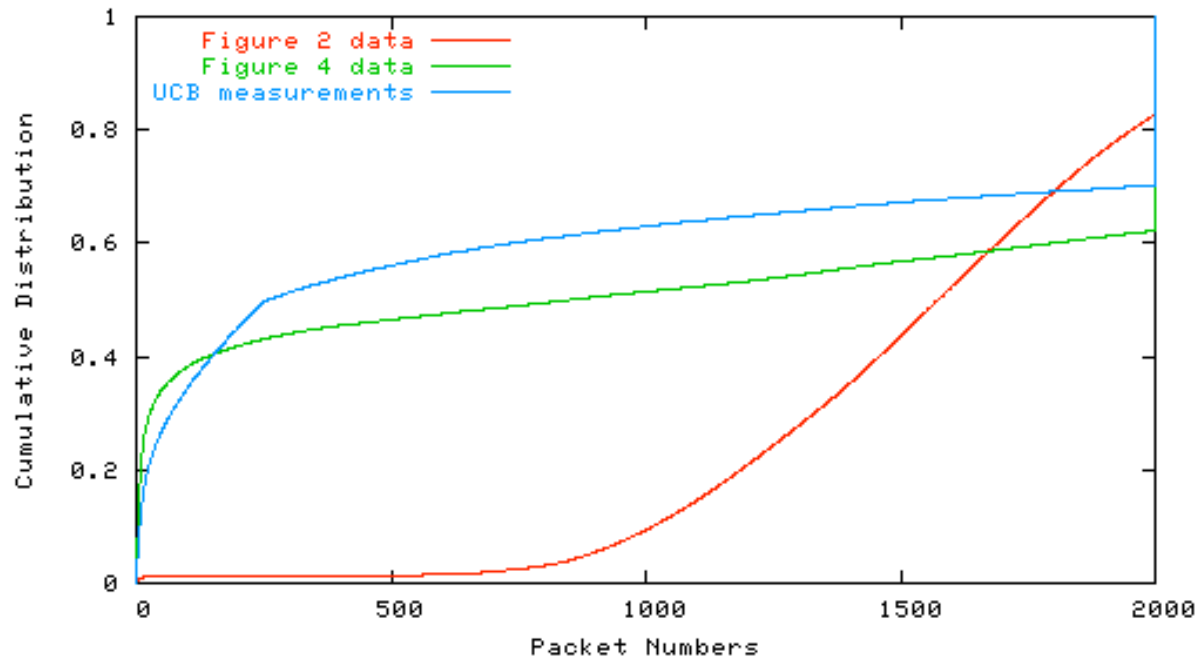
Use a range of scenarios!

- A range of:
 - Link bandwidths;
 - Levels of congestion;
 - Levels of statistical multiplexing
- Look for weaknesses as well as strengths!
- Look for the space of possible tradeoffs.

Characterizing scenarios:

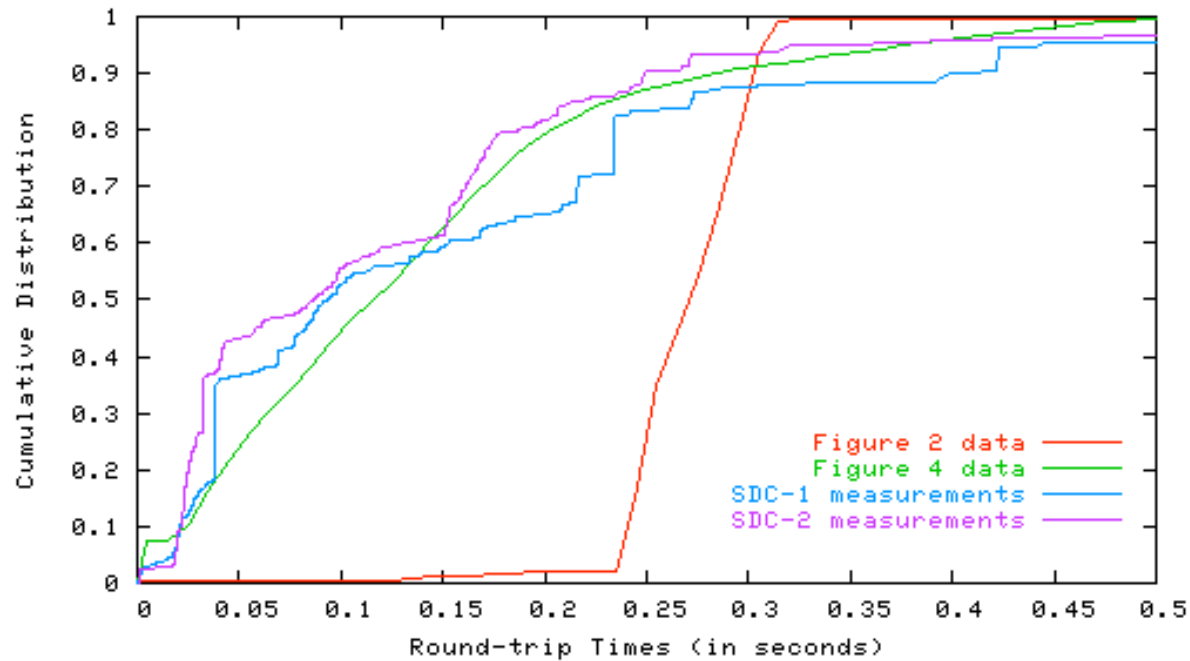
- **The distribution of RTTs:**
 - Measured by per-packet RTTs.
 - Affects throughput, delay, etc.
- **The distribution of connection sizes:**
 - Measured by packet sequence numbers.
 - Affects throughput, delay, much else.
 - Medium-sized flows slow-starting.

Distribution of Flow Sizes



- **Distributions of packet numbers** on the congested link over the second half of two simulations, with data measured on the Internet for comparison.

Distribution of RTTs



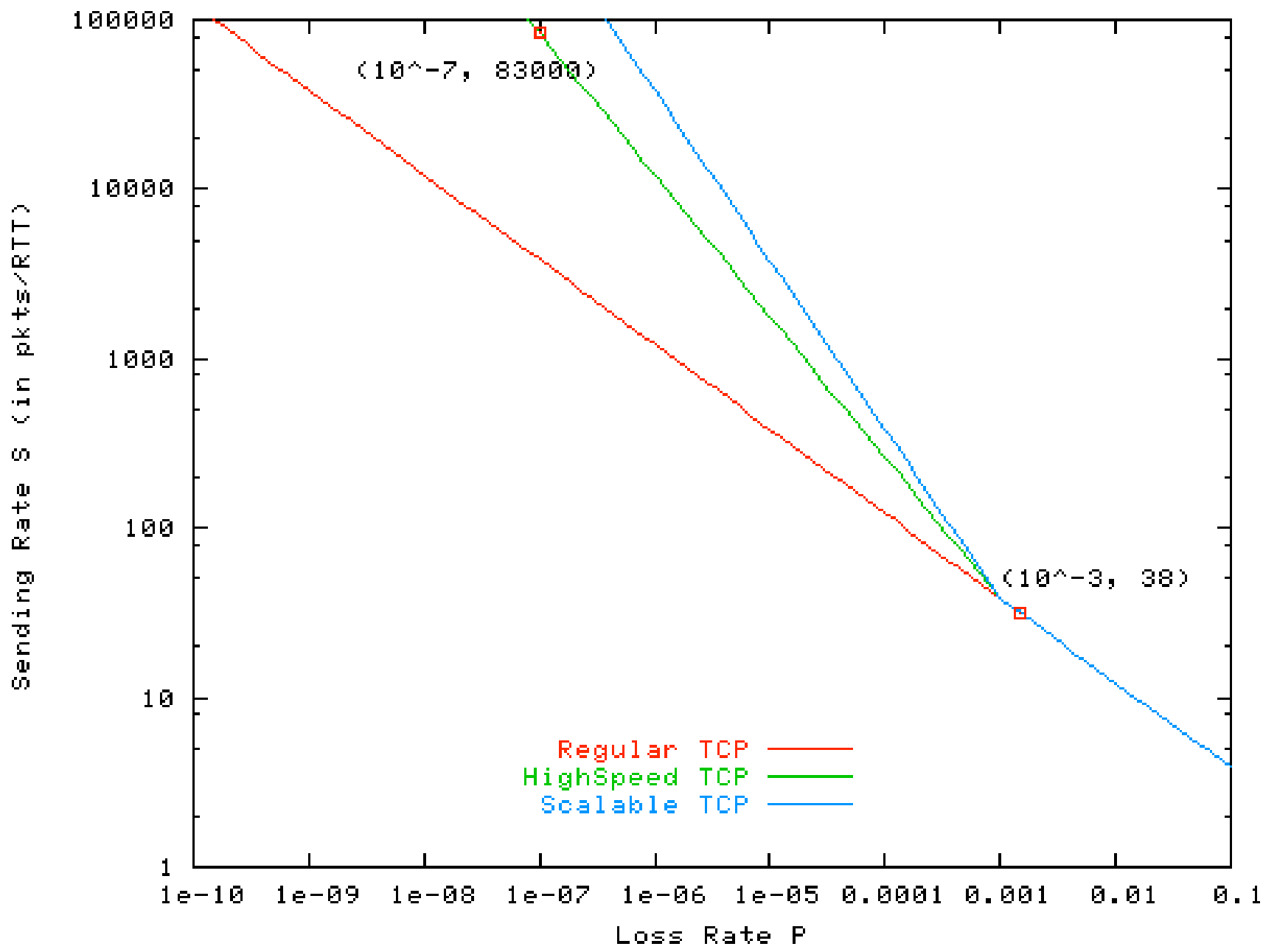
- **Distributions of packet round-trip times** on the congested link of two simulations, with data measured on the Internet for comparison.

Characterizing scenarios, continued.

- **The degree of synchronization between flows:**
 - Measured by synchronization between flow pairs.
 - Affects convergence times.
- **The effect of burstiness:**
 - Measured by congestion response to bursts within flows.
 - Affects throughput, delay, etc.
- **Other characterizations?**

Example: HighSpeed TCP

- **The problem with standard TCP::**
 - achieving 10 Gbps requires a window of 83,000 packets,
 - and at most one loss every 1 2/3 hours,
 - for 1500-byte packets, 100 ms RTT
- **The answer: more aggressive forms of TCP**
 - HighSpeed TCP (HSTCP), Scalable TCP, HTCP, FAST TCP, BIC TCP, XCP, etc.
- HighSpeed TCP:
 - With higher congestion windows,
 - increase faster than one packet per RTT,
 - decrease less than halving the window.



Concerns raised by HighSpeed TCP:

- **Two key metrics:**
 - Fairness with standard TCP.
 - Convergence times.
- **Different models give different convergence times!**
 - Model #1: DropTail queues, global synchronization for loss events.
 - Model #2: Drop Tail queues, some synchronization, (depending on traffic mix).
 - Model #3: RED queues, some synchronization, (depending on traffic mix).
 - Model #4: RED queues, no synchronization
- **Which model is the best fit for the current and future Internet?**

Synchronization for HighSpeed TCP:

- What do we know about synchronization on high-bandwidth paths?
 - Has it been measured?
 - Is there a rich traffic mix at the congested router?
 - Do the congested routers use AQM?
- Are future high-bandwidth paths likely to be similar to current ones?

Example: Quick-Start

- **Quick-Start (QS):**
 - A proposal for end nodes to ask permission from routers to send at a high rate.
 - Uses an IP option.
 - Routers approve request by decrementing a counter.
 - Approval only by underutilized routers.
- **Metrics for evaluation?**
 - Effective use of bandwidth in underutilized paths?
 - Incremental deployment?
 - Robustness against competition and attacks?

Evaluation of QuickStart:

- **Possible problems:**
 - Senders asking for too much QuickStart bandwidth.
 - QuickStart requests denied downstream.
 - Malicious QuickStart requests.
- **The result:**
 - No QuickStart bandwidth available for others.
- **The partial fix:**
 - Routers keeping history of sender's behaviors.

Evaluation of QuickStart, continued:

- Lessons:
 - Each mechanism has its own strengths and weaknesses, that need to be discovered and explored.
- For evaluating QuickStart:
 - Knowing behavior in the current Internet doesn't help.
 - Evaluation is about understanding possible behavior in the future Internet.
 - This is hard.

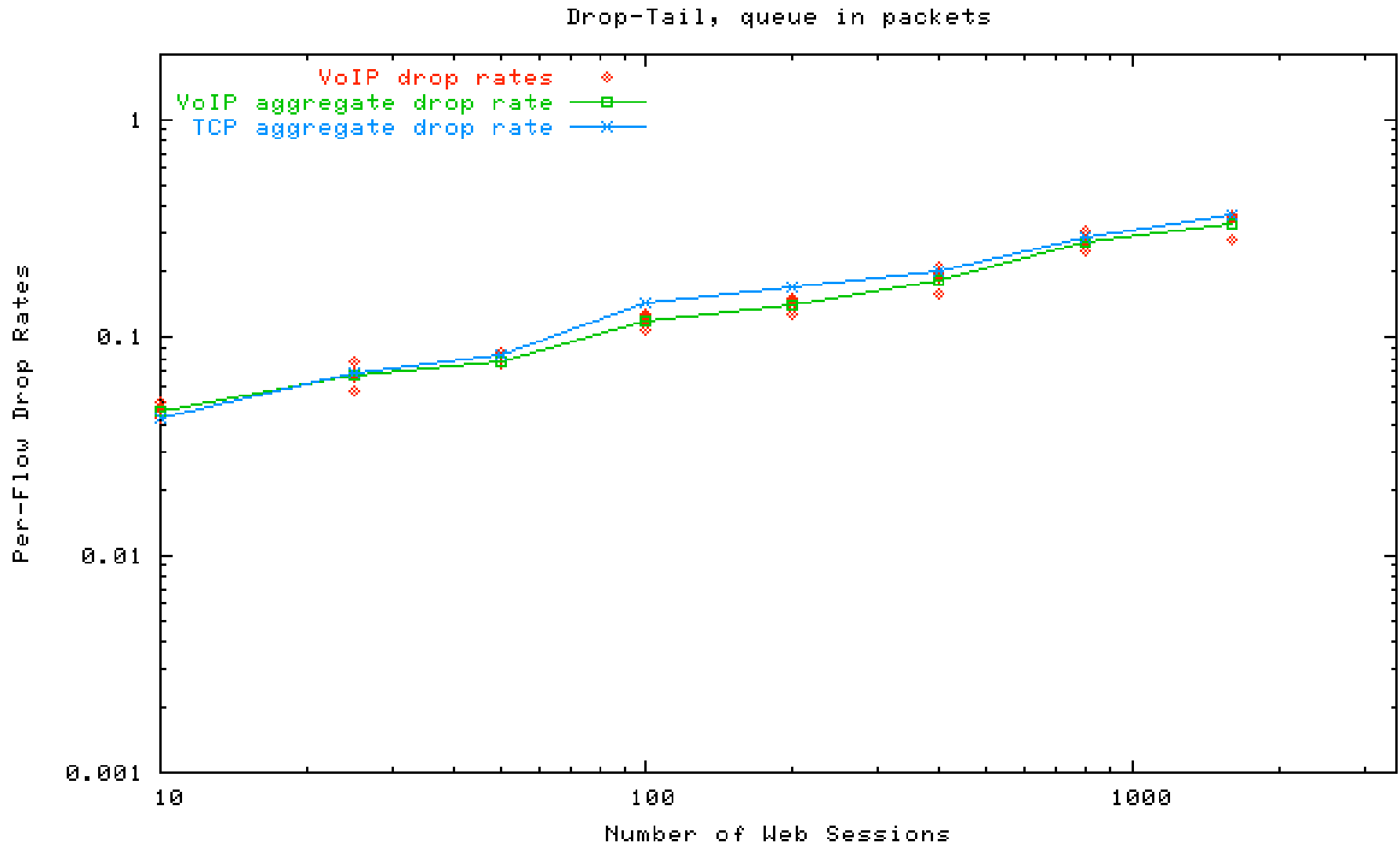
Example: congestion control for VoIP

- **TFRC (TCP-Friendly Rate Control):**
 - The same average sending rate, in packets per RTT, as a TCP flow with the same loss event rate.
 - More slowly-responding than TCP -
 - Doesn't halve the sending rate in response to a single loss.
 - The mechanism:
 - The receiver calculates the loss event rate.
 - The sender calculates the allowed sending rate for that loss event rate.

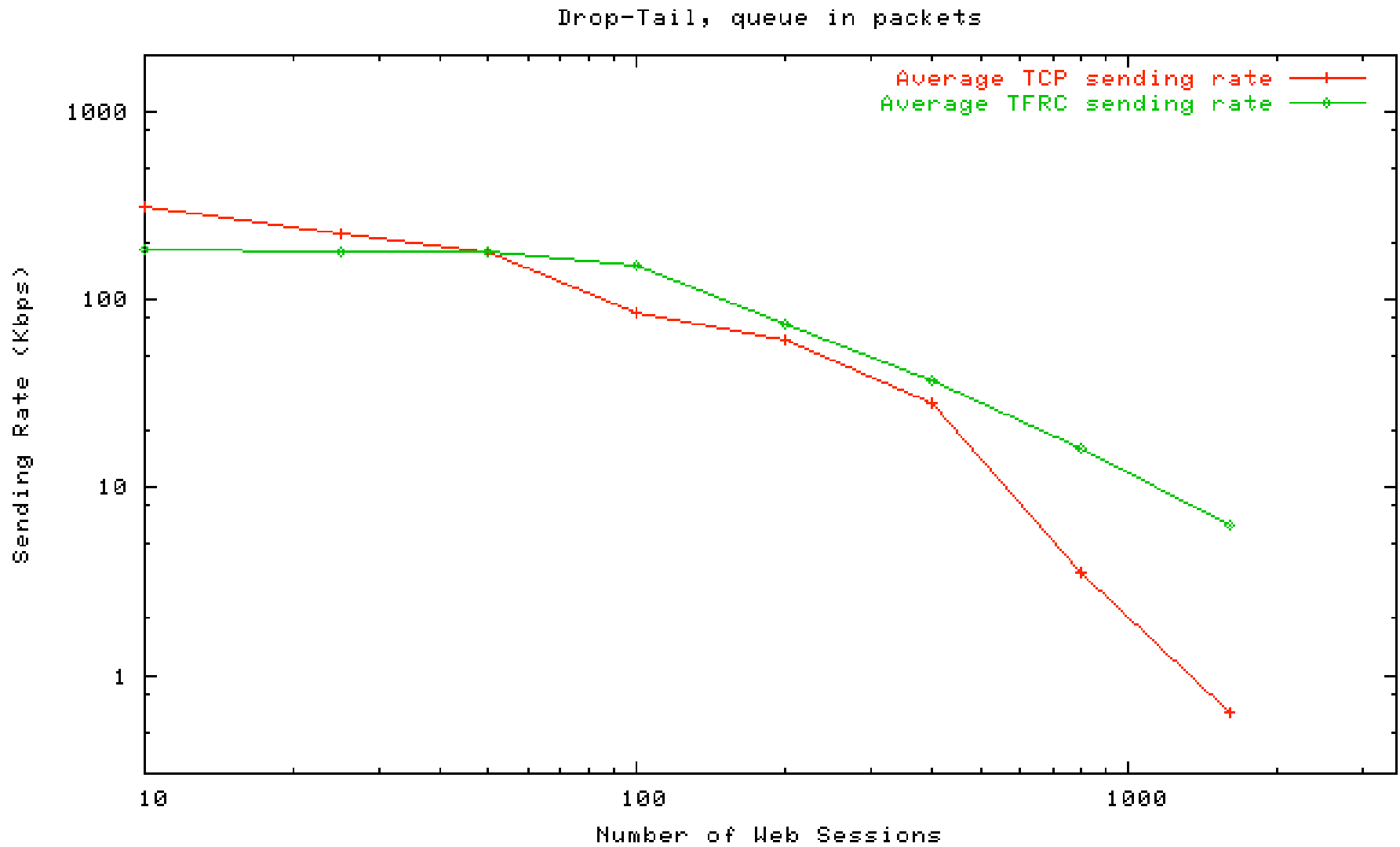
VoIP TFRC:

- A variant of TFRC for flows with small packets:
 - Sending at most 100 packets per second.
- **The goal:**
 - The same sending rate in bytes per second as TCP flows with large packets and the same packet drop rate.
- **The problem:**
 - Works fine when flows with small packets receive a similar packet drop rate as flows with large packets...

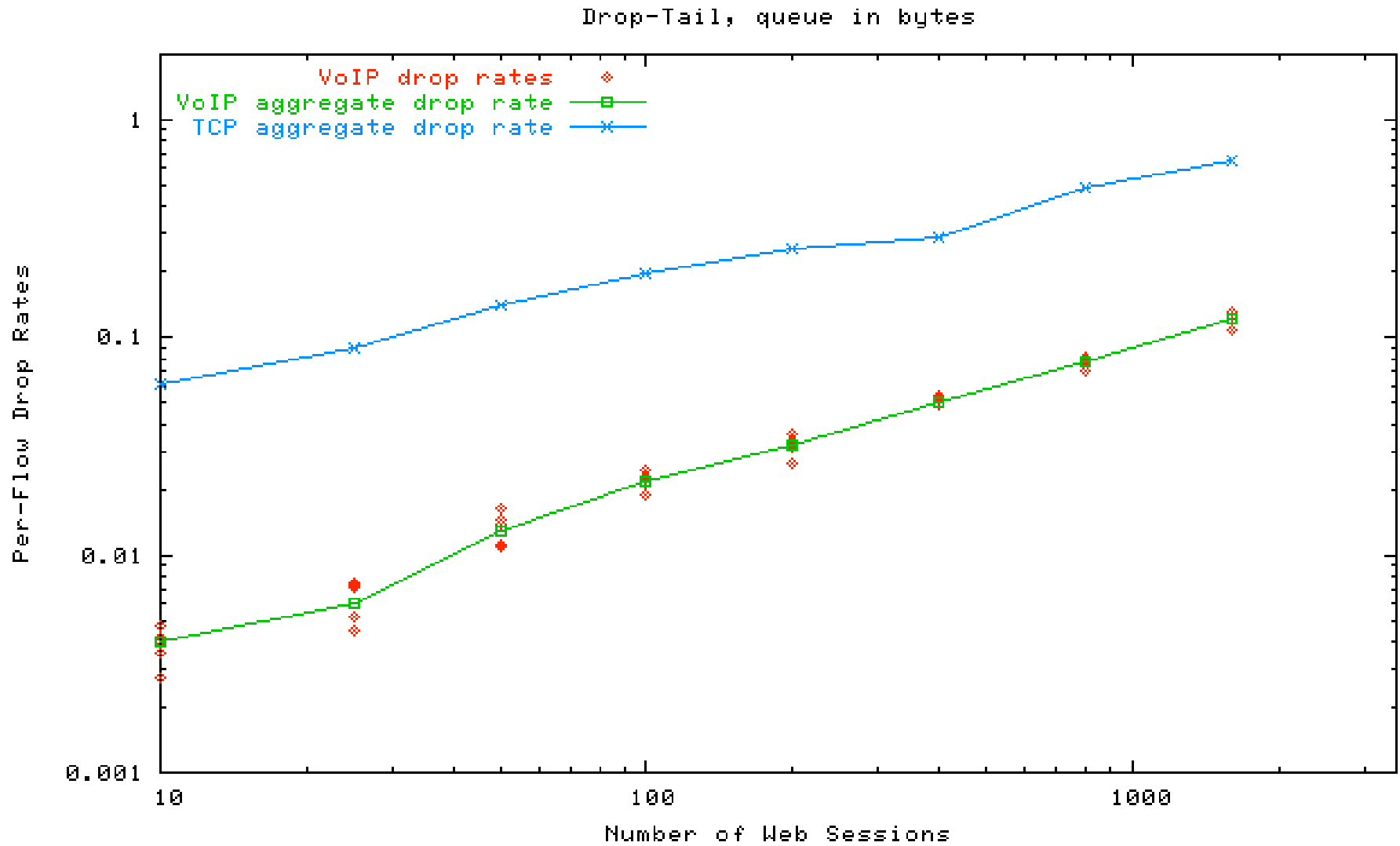
VoIP TFRC, Queue in Packets:



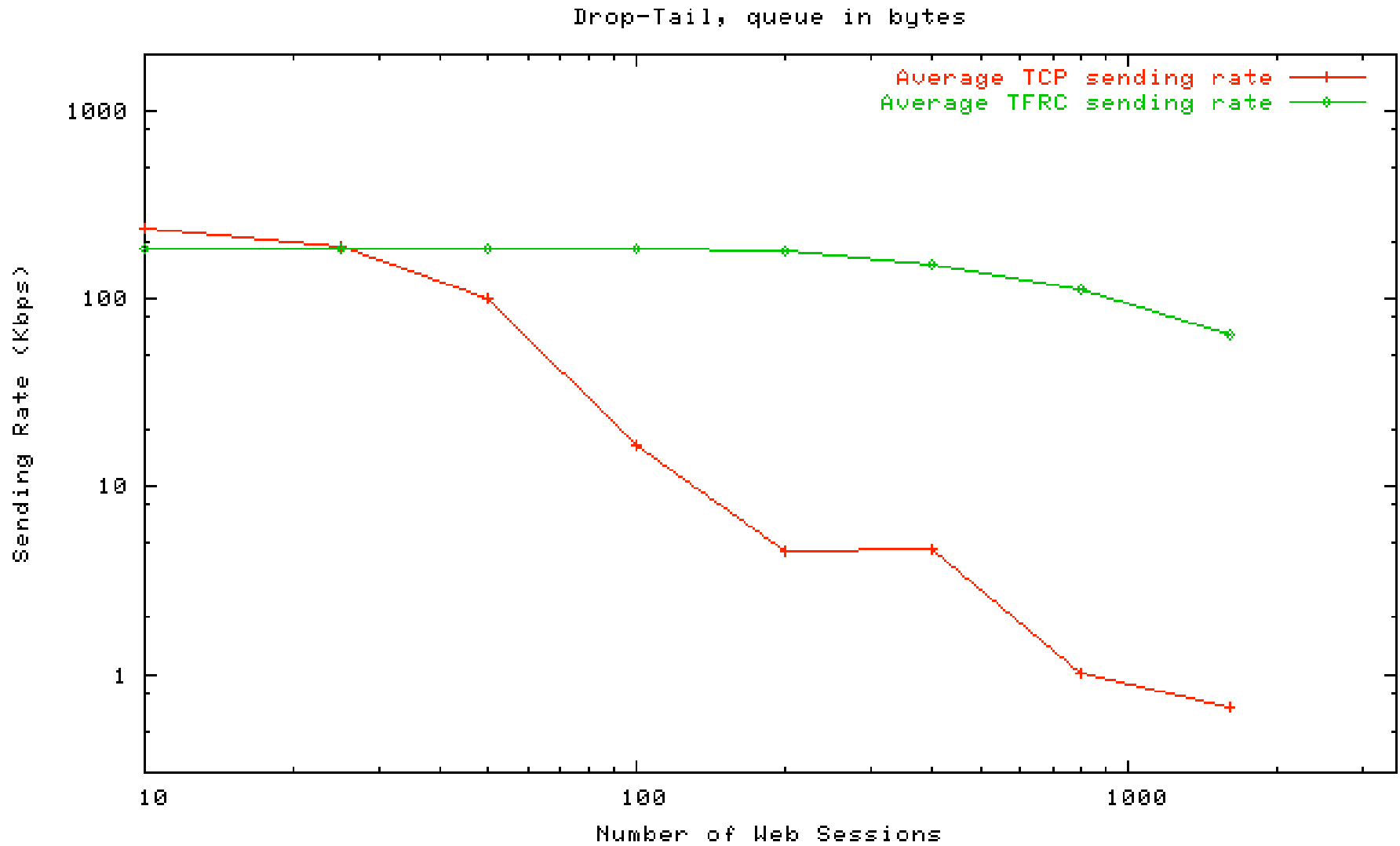
VoIP TFRC, Queue in Packets:



VoIP TFRC, Queue in Bytes:



VoIP TFRC, Queue in Bytes:



VoIP TFRC:

- What are queues like in congested routers in the Internet today and tomorrow?
 - Queue in packets, bytes, or K-byte buffers?
 - Cisco routers have pools of fixed-size buffers, e.g., of 1500B, 600B, and 80B. What is the effect on packet-dropping?
 - DropTail or AQM (Active Queue Management)?
 - If AQM:
 - Are all packets dropped with the same probability (e.g., Cisco)?
 - All bytes dropped with the same probability?
- Should transport be changed to accommodate small-packet flows, or should routers be changed?

Conclusions: Questions

- How do our models affect our results?
- How do our models affect the relevance of our results to the current or future Internet?
- What kinds of tools do we need to improve our understanding of models?

References:

- **Metrics for the Evaluation of Congestion Control Mechanisms**, S. Floyd, internet-draft draft-floyd-transport-models-00.txt, 2005.
- **Internet Research Needs Better Models**, Sally Floyd and Eddie Kohler, Hotnets-I, 2002.
- **On Traffic Phase Effects in Packet-Switched Gateways**, S. Floyd and V. Jacobson, Internetworking: Research and Experience, 1992.
- **HighSpeed TCP for Large Congestion Windows**, S. Floyd, RFC 3649, 2003.

References, continued:

- **Evaluating Quick-Start for TCP.** Pasi Sarolahti, Mark Allman, and Sally Floyd. February 2005.
- **TCP Friendly Rate Control (TFRC) for Voice: VoIP Variant,** Sally Floyd, internet-draft draft-ietf-dccp-tfrc-voip-02.txt, work in progress, July 2005.